


GULF of FLORIDA
Edmund Blunt
HYDROGRAPHER




CHARTING THE COURSE

To Excellence in the Monroe County Schools

Strategic Plan Alignment


- Strategic Objective 2: Outstanding Student Achievement
 - The Monroe County Schools will produce globally competitive students and outstanding citizens.
- Goal Area 2.1 – Prepare all students to meet or exceed established standards for academic performance as measured by local, state, national and international benchmarks).
- Metrics/Outcomes/Measurements: NGSSS, EOC, FSA, other district-wide assessments.



To Excellence in the Monroe County Schools

Spring Score Release

- Includes ALL student results
 - Non “full year” students
 - Year 1 & 2 ELL Students
- **Not** used for accountability purposes
- ALL scores were released Thursday, June 14th
 - FSA, NGSSS, Access for ELLs, FSAA



To Excellence in the Monroe County Schools

FSA English Language Arts Results

ELA Gr. 3-5

- District 62% (---)
State 56% (+1%)
Rank #12 (--)
- Level 3+:
BPA (81%), PKS (68%)
- Level 4+:
TVM (41%), SSE (36%)
- Level 1:
BPA (0%), PKS (10%)

ELA Gr. 6-8

- District 58% (---)
State 53% (---)
Rank #16 (-1)
- Level 3+:
TVM (78%), PKS (71%)
- Level 4+:
TVM (55%), PKS (42%)
- Level 1:
TVM (2%), PKS (11%)

ELA Gr. 9-10

- District 56% (-2%)
State 53% (+2%)
Rank #19 (-7)
- Level 3+:
CSHS (60%), KWHS (54%)
- Level 4+:
CSHS (38%), KWHS (30%)
- Level 1:
CSHS (18%), KWHS (21%)

Overall ELA Performance


- District 59% (---)
- State 54% (+1%)



To Excellence in the Monroe County Schools

FSA English Language Arts Results

District English Language Arts	Level 3+	Level 4+	Level 1
Grade 3	62% (-6%)	28% (-5%)	11% (+1%)
Grade 4	65% (+6%)	31% (+3%)	13% (-2%)
Grade 5	58% (+3%)	28% (-4%)	16% (-2%)
Grade 6	54% (-2%)	33% (+2%)	16% (-3%)
Grade 7	54% (-6%)	32% (-1%)	22% (+2%)
Grade 8	63% (+5%)	32% (+2%)	16% (-5%)
Grade 9	56% (-5%)	33% (-4%)	22% (+5%)
Grade 10	55% (---)	32% (-1%)	19% (-4%)



To Excellence in the Monroe County Schools

FSA Mathematics Results

Math Gr. 3-5

- District 62% (-3%)
Rank #27 (-12)
- Level 3+:
BPA (80%), KLS (72%)
- Level 4+:
PKS (48%), KLS (42%)
- Level 1:
BPA (4%), TVM (8%),
KLS (12%), SIGS (12%)

Math Gr. 6-8

- District 65% (+4%)
Rank #18 (+2)
- Level 3+:
SIGS (84%), TVM (76%),
PKS (67%)
- Level 4+:
TVM (43%), SLS (36%)
- Level 1:
TVM (2%), PKS (15%)

Math Total

- District 63% (---)
- State 60% (+1%)
Rank #18 (---)

Math Gr. 3-5

- District 62% (-3%)
- State 62% (+1%)

Math Gr. 6-8

- District 65% (+4%)
- State 58% (+1%)



To Excellence in the Monroe County Schools

FSA Mathematics Results

District Mathematics	Level 3+:	Level 4+:	Level 1
Grade 3	63% (-2%)	32% (---)	16% (+1%)
Grade 4	64% (-6%)	35% (-6%)	19% (+4%)
Grade 5	60% (+1%)	34% (---)	18% (+3%)
Grade 6	55% (+5%)	31% (+5%)	19% (-6%)
Grade 7	62% (-1%)	29% (+1%)	20% (+3%)
Grade 8	58% (+5%)	26% (-2%)	23% (-3%)



To Excellence in the Monroe County Schools

Science SSA Results

Grade 5

- District: 64% (+2%) Rank #10 (-4)
- Level 3+:
BPA (88%), HOB (71%)
- Level 4+:
TVM (41%), HOB (39%)
- Level 1:
MSM (0%), KLS (7%)

Grade 8

- 60% (+3%), Rank #10 (+5)
- Level 3+:
MSM (100%), KLS (64%)
- Level 4+:
MSM (70%), SLS (47%)
- Level 1:
MSM/TVM (0%), SLS (5%)



To Excellence in the Monroe County Schools

NGSSS EOC Results

BIOLOGY

- District 71% (+2%), Rank #15 (+5)
- Level 3+: CSH (79%), MHS (73%)
- Level 4+: CSH (46%), KWH (34%)
- Level 1: CSH (7%), MHS (8%)

US HISTORY

- District 72% (-3%), Rank #15 (-8)
- Level 3+: KWC (84%), CSH (77%)
- Level 4+: KWC (63%), CSH (51%)
- Level 1: KWC (5%), CSH (10%)

CIVICS

- District 785% (-3%), Rank #15 (-8)
- Level 3+: BPA (100%), SIGS (91%)
- Level 4+: TVM (82%), SLS (65%)
- Level 1: TVM (0%), SLS (1%)



To Excellence in the Monroe County Schools

FSA Algebra 1 EOC Results

Algebra EOC Gr. 5-8

- District 97% (-1%)
Rank #5 (-2)
- Level 3+:
HOB, SIG, MSM, PKS
(100%)
- Level 4+:
PKS (91%), HOB (83%)
- Level 1: 2/230

Algebra EOC Gr. 9-12

- District 60% (-9%)
Rank #6 (-4)
- Level 3+:
KWH (77%)
- Level 4+:
CSHS (25%)
- Level 1:
KWH (5%)
(District 10%)

Algebra 1 EOC Total


- District 74% (-6%)
- State 61% (+1%)

Algebra 1 EOC Gr. 4-8

- District 97% (-1%)
- State 89% (---)

Algebra 1 EOC Gr. 9-12

- District 60% (-9%)
- State 42% (---)



To Excellence in the Monroe County Schools

FSA Geometry EOC Results

Geometry EOC Gr. 5-8

- District 100% (+1%)
Rank 1 (+19)
- Level 3+:
ALL Schools (100%)
- Level 4+:
SIG (100%)
- Level 1: NONE
ALL SCHOOLS (47
Students)

Geometry EOC Gr. 9-12

- District 70% (+18%)
Rank #1 (+27)
- Level 3+:
CSH (77%)
- Level 4+:
CSH (41%)
- Level 1:
CSH (7%)
District-wide
(14% (-13%))

Geometry EOC Total

- District 73% (+15%)
- State 56% (+3%)

Geometry EOC Gr. 5-8

- District 100% (+2%)
- State 95% (+1%)


Geometry EOC Gr. 9-12

- District 70% (+18%)
State 52% (+3%)



To Excellence in the Monroe County Schools


Assessment	District Performance	State Performance	Provisional Rank
English Language Arts	59% ↔	54% ↑	14 th (↓3)
Mathematics	63% ↔	60% ↑	18 th (↔)
Grade 5 Science	64% ↑	55% ↑	10 th (↓4)
Grade 8 Science	60% ↑	52% ↑	10 th (↑5)
Biology	71% ↑	65% ↑	15 th (↑5)
US History	72% ↓	68% ↑	18 th (↓10)
Civics	75% ↓	71% ↑	15 th (↓8)
Algebra 1	74% ↓	61% ↑	6 th (↓4)
Geometry	73% ↑	56% ↑	5 th (↑21)



To Excellence in the Monroe County Schools


Upcoming Information

- Preliminary School Grades – Next Week?
- Advanced Placement Results – July 6th
- Final School Grades – Late July (30 days past appeal process)



To Excellence in the Monroe County Schools

GULF of FLORIDA
Edmund Blunt
HYDROGRAPHER



CHARTING THE COURSE

To Excellence in the Monroe County Schools