

GULF of FLORIDA
Edmund Blunt
HYDROGRAPHER




CHARTING THE COURSE

To Excellence in the Monroe County Schools

Procedure Impact - CSHS


Year entered 9 th Grade	Summa	Magna	Cum Laude	Total Students
2010-2011	0	5	10	175 (9%)
2011-2012	2	10	15	171 (16%)
2012-2013	0	5	9	170 (8%)
2013-2014	3	7	17	165 (18%)
2014-2015	1	13	17	182 (17%)
2015-2016	6	10	13	184 (16%)



To Excellence in the Monroe County Schools

Procedure Impact - KWHS

Year entered 9 th Grade	Summa	Magna	Cum Laude	Total Students
2010-2011	7	19	20	262 (18%)
2011-2012	7	15	20	278 (15%)
2012-2013	11	18	14	280 (15%)
2013-2014	10	28	24	271 (23%)
2014-2015	10	20	24	290 (19%)
2015-2016	11	14	16	282 (15%)



To Excellence in the Monroe County Schools

Procedure Impact - MHS


Year entered 9 th Grade	Summa	Magna	Cum Laude	Total Students
2010-2011	0	1	3	78 (5%)
2011-2012	4	0	3	76 (9%)
2012-2013	2	0	4	102 (6%)
2013-2014	5	4	3	90 (13%)
2014-2015	3	3	6	99 (12%)
2015-2016	3	3	6	80 (15%)



To Excellence in the Monroe County Schools

Current Rules

- GPA calculated for all students in grades 9-12
- High School courses taken in middle school count
- Transfer grades from accredited schools coded as “high school” according to the Florida Course Code Directory count
- Dual Enrollment must count as math, science, English language arts, social studies, or world languages according to the DE course equivalency list
- Home education grades are not counted
- Private school grades are not counted
- Virtual instruction courses must meet NCAA clearinghouse guidelines and be in the core areas in order to be counted




To Excellence in the Monroe County Schools

Separation Between 2 and 3

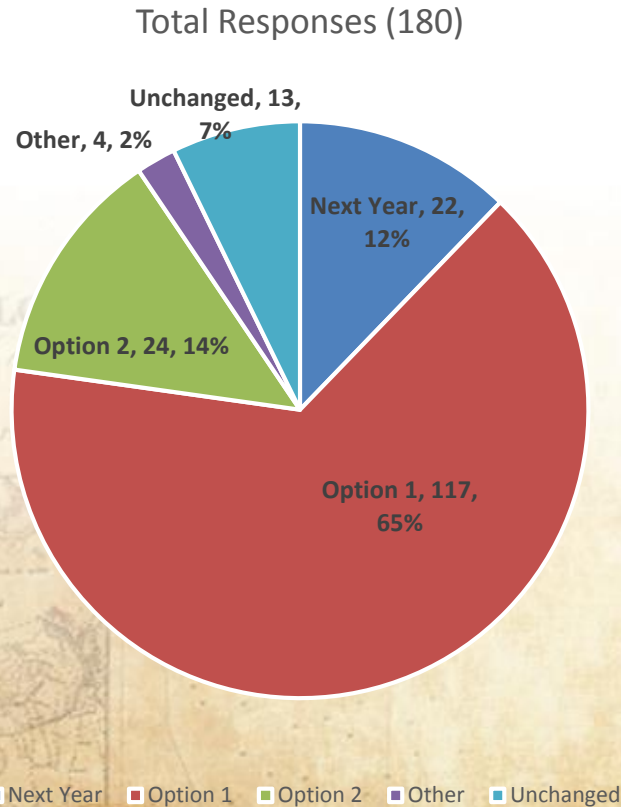
Cohort	CSHS	KWHS	MHS
Class of 2014	0.011	0.007	0.166
Class of 2015	0.057	0.007	0.108
Class of 2016	***	0.011	0.475
Class of 2017	0.023	0.014	0.026
Class of 2018	0.025	***	***
Class of 2019	0.059	0.003	***

** - Years where the second ranked student was not the salutatorian



To Excellence in the Monroe County Schools

Survey Responses



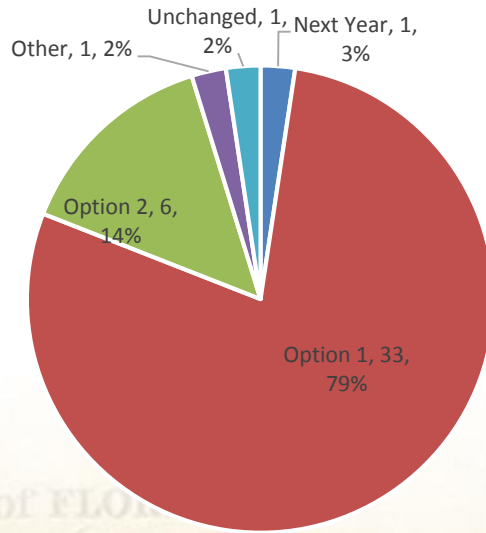
Respondent	#
MCSD Employee	26
Parent	43
Parent-Employee	16
Resident	13
School Board	1
Stakeholder	2
Student	79
TOTAL	180



To Excellence in the Monroe County Schools

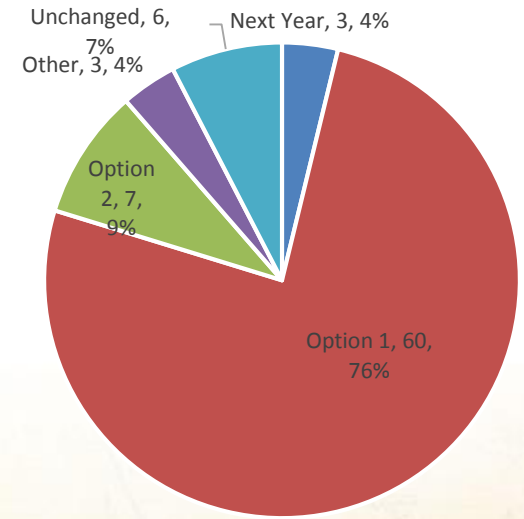
Survey Responses

Employee Responses (42)



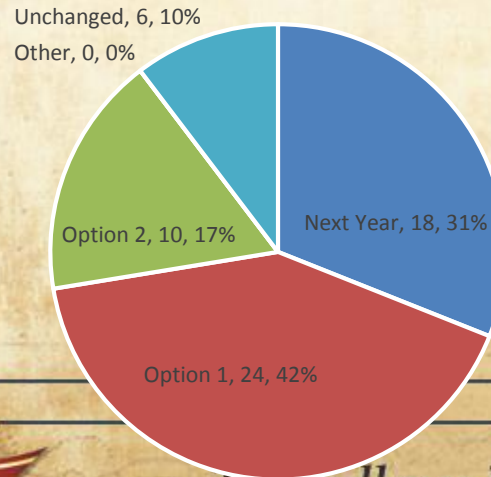
■ Next Year ■ Option 1 ■ Option 2 ■ Other ■ Unchanged

Student Responses (79)



■ Next Year ■ Option 1 ■ Option 2 ■ Other ■ Unchanged

Parent/Community Responses (58)



■ Next Year ■ Option 1 ■ Option 2 ■ Other ■ Unchanged



to Excellence in the Monroe County Schools

Profile of Val/Sal

Coursework	Coral Shores Average # Credits	Key West Average # Credits	Marathon Average # Credits
Total Credits	31.2 (30-32)	32.5 (30-37.5)	32.2 (30-37)
Dual Enrollment	0 (0-0)	5.8 (2-9)	4.3 (0.5-8.5)
Advanced Placement	12.3 (10-14)	9.6 (5-13)	11 (9.5-13)
Honors	10.5 (9-13)	10.9 (6-13)	10.1 (9-11.5)
Non-Honors	8.1 (6-10)	6.3 (5-8)	6.5 (4-13)
Middle School Credits	2.9 (2-3.5)	3.5 (3-4)	2.5 (1-5)
Art/Band Classes	1.5 (0-3)	2.9 (0-5)	1.3 (0-4)
CTE Classes	1.8 (0-4)	0.67 (0-3)	1.3 (0-4)



To Excellence in the Monroe County Schools

Oddities since the class of 2014

- Number 1 ranked student was salutatorian because of a dual enrollment course that was excluded
- Twice the number 2 ranked student was not recognized because of a dual enrollment class that was excluded
- Three times a student with less than a 4.0 unweighted GPA was valedictorian with a 4.0 salutatorian
 - 20 students with 4.0 unweighted / 4.5+ weighted GPAs have been unrecognized
- Once, neither the valedictorian or salutatorian had unweighted GPAs leaving 6 students with 4.0 GPAs unrecognized



To Excellence in the Monroe County Schools